

Overview

DESCRIPTION

The Sauer-Danfoss MCE126A Current Amplifier converts analog input signals like current or voltage into a proportional output current, that will drive Sauer-Danfoss axial piston pumps with an Electrical Displacement Control (EDC).

An anti stall profile may be superimposed for applications using an electric motor to drive the pump.

FEATURES

- Working modes are selectable externally.
- Anti stall function for electrical motor.
- The powered load may vary from $10\ \Omega$ to $40\ \Omega$.
- $12V_{DC}$ or $24V_{DC}$ supply voltage.
- Reverse polarity and short circuit protected.
- Withstands vibration and shock.

ORDERING INFORMATION

Controller	Supply voltage [V _{DC}]	Id. No.
MCE126A1001	12 or 24	316372

TECHNICAL DATA

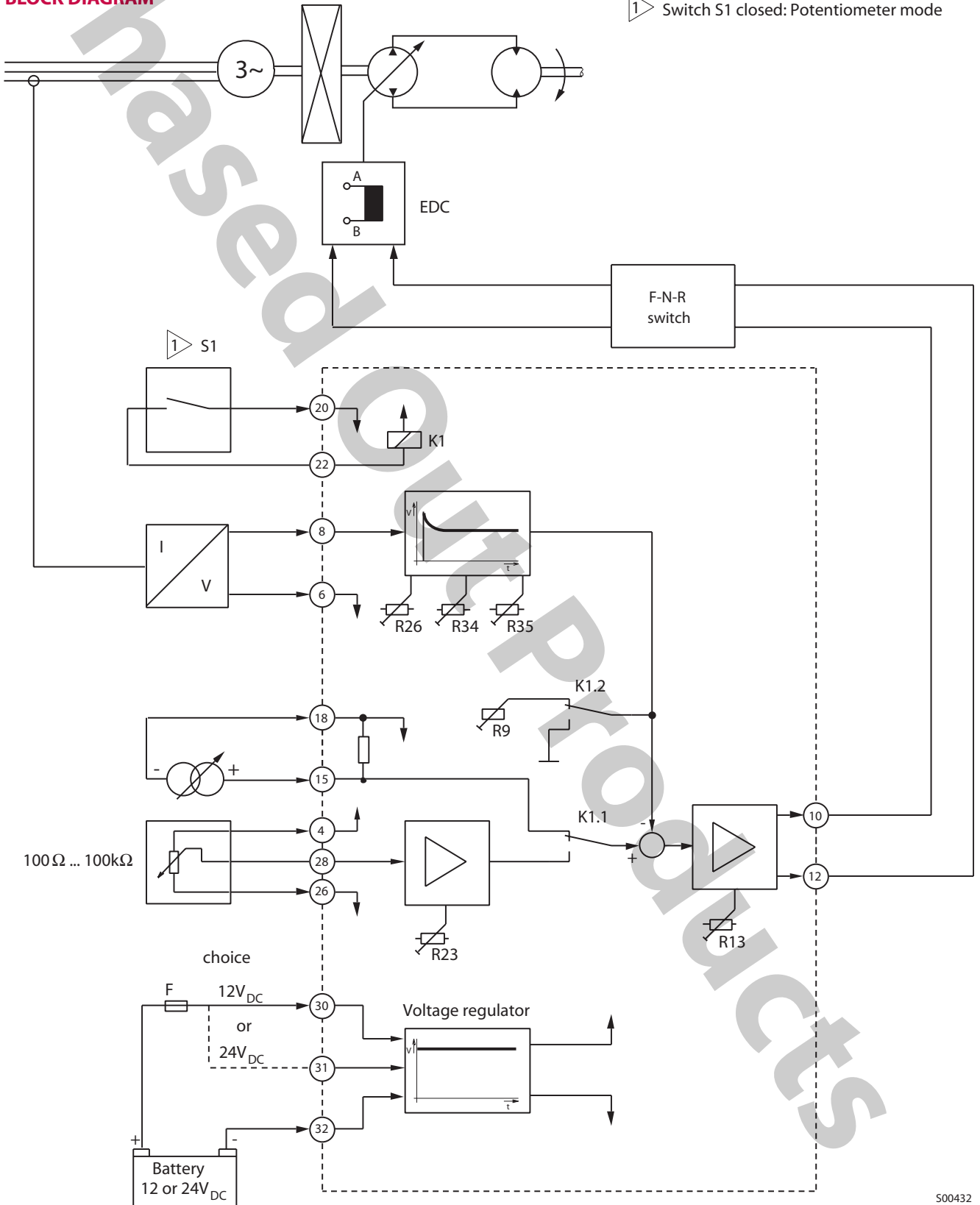
Supply voltage:	$12V_{DC}$ or $24V_{DC}$
Ripple:	$\leq 10\%$
Power load:	4,2W or 8,4W
Maximum output current range:	60 mA to 150 mA (with loads ranging from $10\ \Omega$ - $40\ \Omega$)

© 2001, Sauer-Danfoss

Sauer-Danfoss can accept no responsibility for possible errors in catalogues, brochures and other printed material. Sauer-Danfoss reserves the right to alter its products without prior notice. This also applies to products already ordered provided that such alterations can be made without subsequent changes being necessary in specifications already agreed. All trademarks in this material are properties of the respective companies. Sauer-Danfoss and the Sauer-Danfoss logotype are trademarks of the Sauer-Danfoss Group. All rights reserved.

BLOCK DIAGRAM

1 ▷ Switch S1 closed: Potentiometer mode



THEORY OF OPERATION

The MCE126A Current Amplifier is able to convert DC signals which may be from 0 mA to 20 mA or 4 mA to 20 mA into a current signal (0 mA - 150 mA) output. The MCE126A is a "current sourcing" device.

With external mode switch S1 it is possible to switch to a potentiometer (100 Ω to 100 kΩ) or voltage (0V_{DC} to 10V_{DC}) input.

The current output curves are adjustable according to figures 1 and 2.

To protect an electrical motor against overload, an anti stall function may be superimposed. For this mode a current/voltage converter is necessary. The maximum input current of the motor is adjustable with the setpoint potentiometer R26. Depending on the overload characteristic of the motor the control parameters are adjustable with R34 and R35 (see figure 3).

The anti stall control algorithm is shown in figure 4.

Note: Without anti stall control function potentiometers R34 and R35 must be turned ccw maximum.

OPERATION DIAGRAMS

Figure 1: Current mode

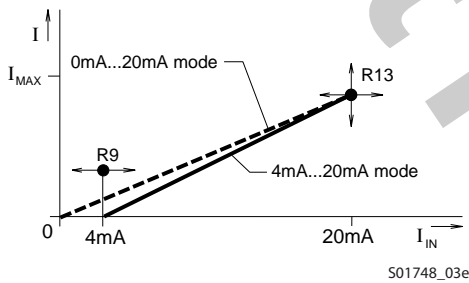


Figure 3: adjustable parameters

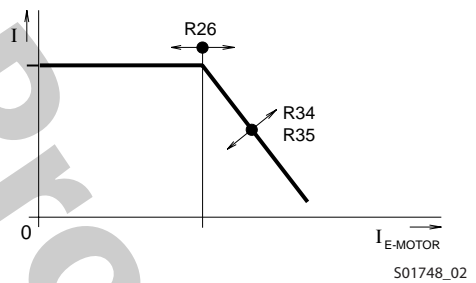


Figure 2: Potentiometer mode

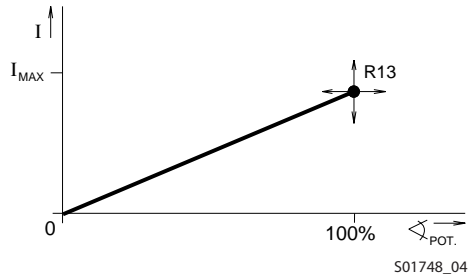
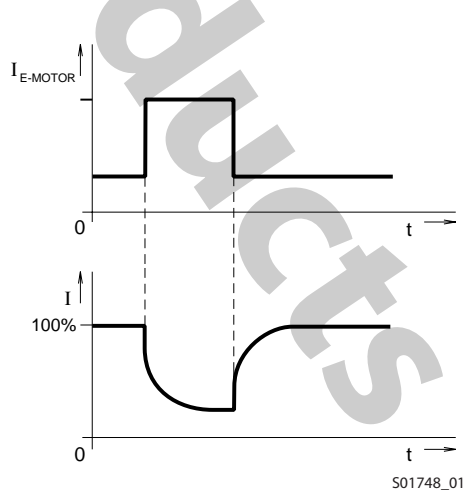
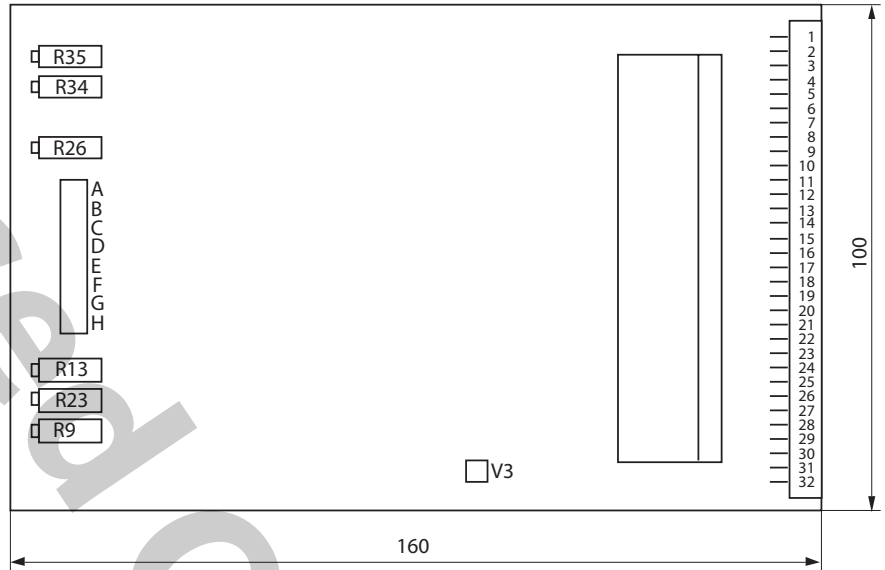


Figure 4: anti stall control algorithm

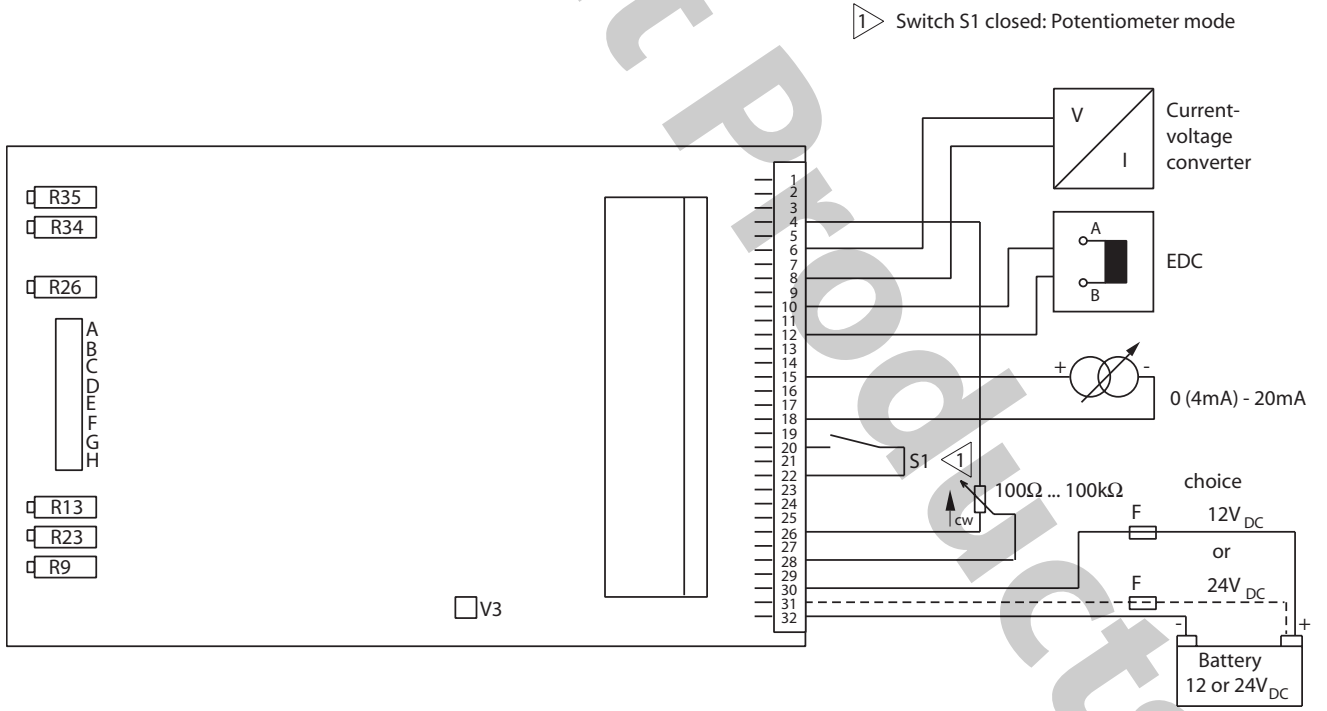


DIMENSIONS



S00295

CONNECTION DIAGRAM



S00386

OUR PRODUCTS

Hydrostatic transmissions
Hydraulic power steering
Electric power steering
Closed and open circuit axial piston pumps and motors
Gear pumps and motors
Bent axis motors
Orbital motors
Transit mixer drives
Planetary compact gears
Proportional valves
Directional spool valves
Cartridge valves
Hydraulic integrated circuits
Hydrostatic transaxles
Integrated systems
Fan drive systems
Electrohydraulic controls
Digital electronics and software
Electric motors and inverters
Sensors

Sauer-Danfoss Hydraulic Power Systems – Market Leaders Worldwide

Sauer-Danfoss is a comprehensive supplier providing complete systems to the global mobile market.

Sauer-Danfoss serves markets such as agriculture, construction, road building, material handling, municipal, forestry, turf care, and many others.

We offer our customers optimum solutions for their needs and develop new products and systems in close cooperation and partnership with them.

Sauer-Danfoss specializes in integrating a full range of system components to provide vehicle designers with the most advanced total system design.

Sauer-Danfoss provides comprehensive worldwide service for its products through an extensive network of Authorized Service Centers strategically located in all parts of the world.

Sauer-Danfoss (US) Company
2800 East 13th Street
Ames, IA 50010, USA
Phone: +1 515 239-6000, Fax: +1 515 239-6618

Sauer-Danfoss (Neumünster) GmbH & Co. OHG
Postfach 2460, D-24531 Neumünster
Krokamp 35, D-24539 Neumünster, Germany
Phone: +49 4321 871-0, Fax: +49 4321 871-284

Sauer-Danfoss (Nordborg) A/S
DK-6430 Nordborg, Denmark
Phone: +45 7488-4444, Fax: +45 7488-4400

Sauer-Danfoss (US) Company
3500 Annapolis Lane North
Minneapolis, MN 55447, USA
Phone: +1 763 509-2084, Fax: +1 763 559-0108